



ALL THINGS NEW

STEADFAST IN FAITH • FORWARD IN HOPE

PARISH WORKBOOK
STS. TERESA AND BRIDGET - ST. LOUIS CITY

ABOUT YOUR PARISH WORKBOOK

- This parish workbook is designed to equip pastors and key parish leaders with data about the Archdiocese of St. Louis, your local planning area, and your parish.
- The data contained in this parish workbook has been gathered over the past twenty years from your parish and other parishes across the Archdiocese.
- This parish workbook should be used as an internal planning tool to help shape your reflections on the current strengths and opportunities for future growth of ministry and evangelization in the future.
- To help ensure accuracy of information, parishes are requested to limit the distribution of the information contained in this parish workbook to the pastor, parish staff, key parish leaders, and key advisory bodies. Information summarizing this data will be made available in the fall 2022 for parishioners across the Archdiocese.



ALL THINGS NEW PRAYER

Heavenly Father, you sent your Son Jesus as the first Evangelizer of the Good News.

Send forth the power of the Holy Spirit upon the Church of St. Louis and grant us the gift of true discernment so we may do your will in all things.

Help us be totally free to follow wherever you lead us, totally generous to be good stewards of your many gifts, and totally passionate to suffer all in order to be more closely united to you.

Commissioned by your Son and empowered by the Spirit to “Go and Make Disciples of all Nations,” strengthen us by the power of your grace as we bring the Good News of Salvation into the lives of all those we touch, so that individual hearts and all of society may be converted to you and all things might be made new.

Inspired by the apostolic zeal of previous generations, as we begin the process of planning for the future, may our only desire be to do all things for the greater glory and honor of your name and for the good of your people in the Archdiocese of St. Louis.

Through Christ our Lord.
Amen.



GUIDING TEXTS REV. 21:3-5

I heard a loud voice from the throne saying, “Behold, God’s dwelling is with the human race. He will dwell with them and they will be his people and God himself will always be with them.

He will wipe every tear from their eyes, and there shall be no more death or mourning, wailing or pain, the old order has passed away.”

The one who sat on the throne said, “Behold, I make all things new.” Then he said, “Write these words down, for they are trustworthy and true.”





GUIDING TEXTS EVANGELII NUNTIANDI (#18)

For the Church, evangelizing means bringing the Good News into all the strata of humanity, and through its influence transforming humanity from within and making it new: "Now I am making the whole of creation new."

But there is no new humanity if there are not first of all new persons renewed by Baptism and by lives lived according to the Gospel.





GUIDING TEXTS JOY OF THE GOSPEL (#27)

I dream of a “missionary option”, that is, a missionary impulse capable of transforming everything, so that the Church’s customs, ways of doing things, times and schedules, language and structures can be suitably channeled for the evangelization of today’s world rather than for her self-preservation.



STRATEGIC PASTORAL PLANNING INITIATIVE OUTCOME

Develop a plan that will make all things new enabling a vibrant Catholic presence in every square mile of the Archdiocese of St. Louis for the next century

A Renewed Church

Gospel renewal in our parishes, schools, and other ministry efforts

A Renewed Mission

Enhance our evangelization efforts to those on the margins of society

A Vibrant Future

Secure a vibrant future for the Church of St. Louis



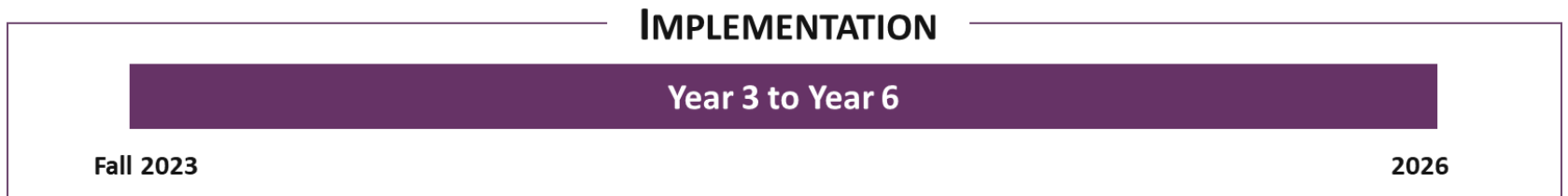
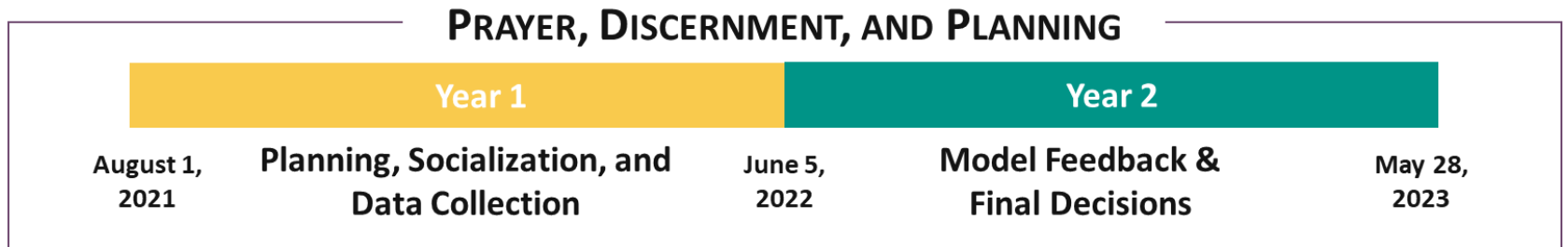
STRATEGIC PASTORAL PLANNING INITIATIVE

GOALS

1. **Unceasing Prayer.** Engage all individual Catholics to reflect upon the need for Jesus Christ in their daily lives and call upon the Holy Spirit to guide our actions to fully share the love of the Lord in every encounter.
2. **Unifying Vision.** Articulate and implement a vision for evangelization that empowers and expects every baptized Catholic to spread the Gospel message and ensures a Catholic presence in every square mile of the Archdiocese of St. Louis through missionary outreach, parish and school footprint, and dynamic leadership.
3. **Intentional Stewardship.** Define and develop a plan that will appropriately reallocate resources throughout the Archdiocese of St. Louis that will be supported by structures at the diocesan, parish, school, and agency levels to ensure long-term viability and vibrancy of the Catholic presence.



ALL THINGS NEW TIMELINE





ALL THINGS NEW

STEADFAST IN FAITH • FORWARD IN HOPE

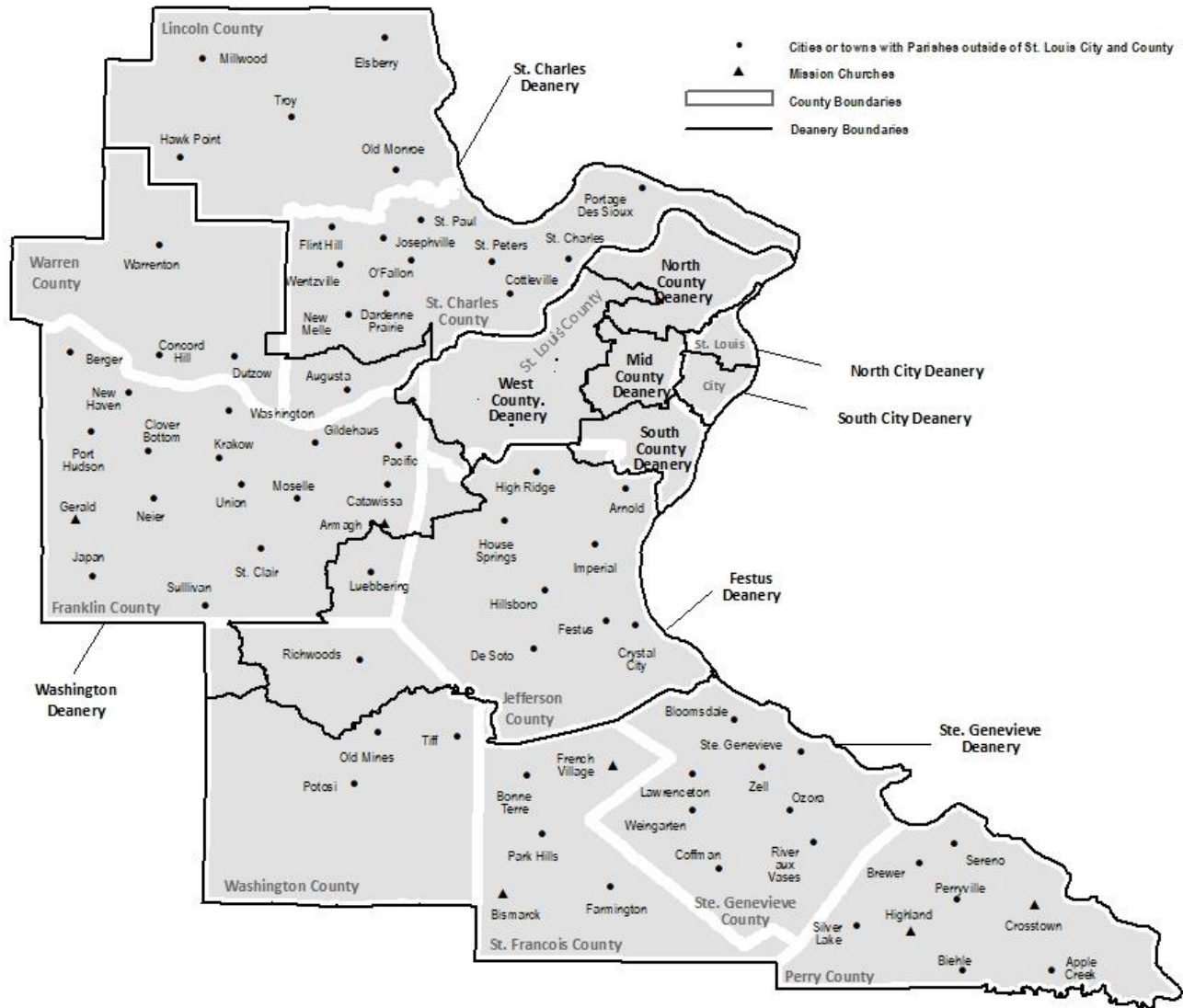
OUR DIOCESE
ARCHDIOCESE OF ST. LOUIS

ABOUT OUR DIOCESE

- The Archdiocese of St. Louis is 178 parishes encompassing the City of St. Louis and 10 surrounding counties – a large and diverse territory: urban, suburban and rural.
- Our local church has been declining for several decades as older Catholics die and there are insufficient number of young Catholics to take their place.
- This is best exemplified by the significant decline in the number of births and baptisms in our diocese.
- As our Catholic population has moved from the city to the near suburbs and from the near suburbs to the farther out suburbs, this has resulted in too few priests in large parishes and too many priests in small parishes.
- Our diocesan priests are aging and number of priests to serve our Catholic population is declining.
- Over the past decade, Mass attendance has been on a steady decline. The long-term implications of COVID are unknown, but the rebound in Mass attendance from 2020 to 2021 still leaves us 25% below pre-COVID levels.

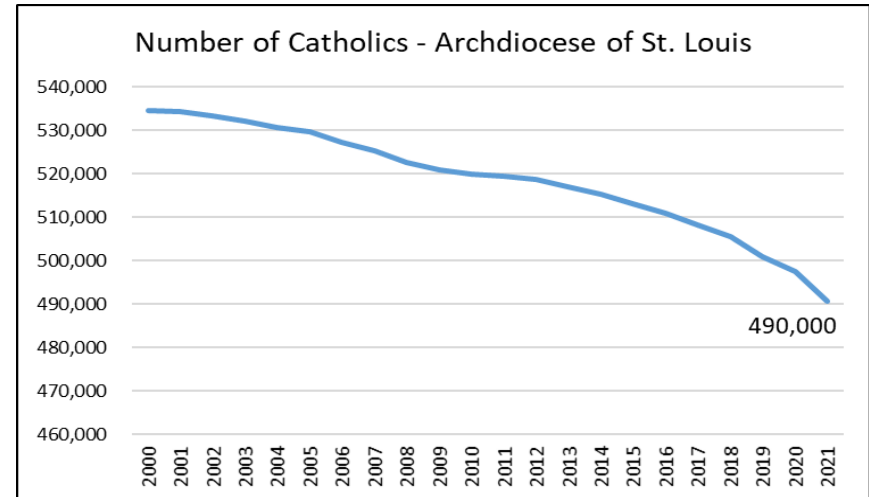


OUR TERRITORY FOR EVANGELIZATION



OUR CATHOLIC POPULATION CONTINUES TO DECLINE

- In 2021, the number of Catholics in the Archdiocese of St. Louis dipped below 500,000 for first time since the 1960s.
- We have more baptisms than funerals and we have nearly 1,000 enter the church each year. Our numbers should be growing by 2,000 per year.
- As many as 5,000 Catholics are “leaving” the Church – OR – not re-engaging in the Church after high school or college.



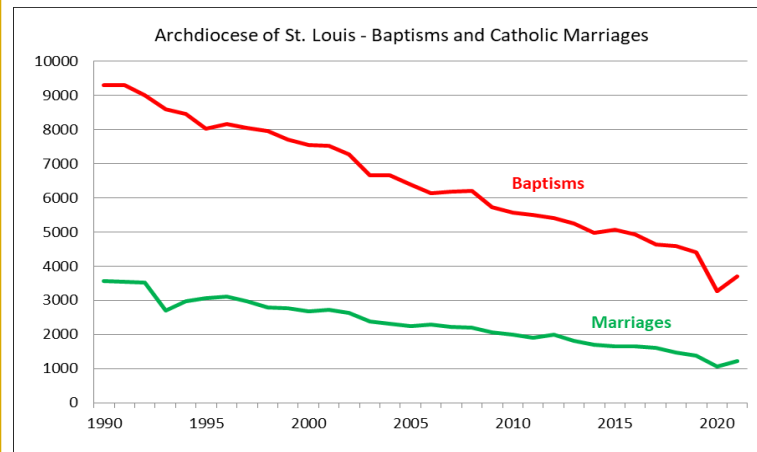
OUR CATHOLIC POPULATION IS AGING RESULTING IN FEWER YOUNG PEOPLE

The Landscape in the United States

- In the last decade, the percentage of the adult population claiming no religious affiliation (the “nones”) grew from 17% to 26%.
- In the last decade, the percentage of the millennial population claiming no religious affiliation grew from 27% to 40%.

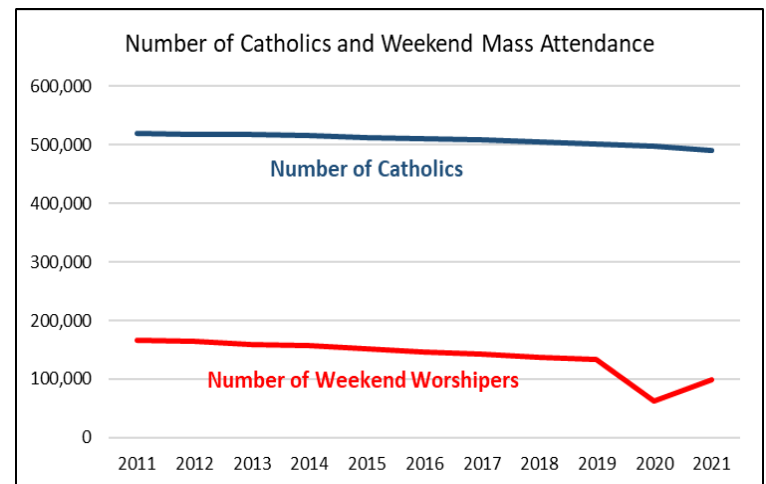
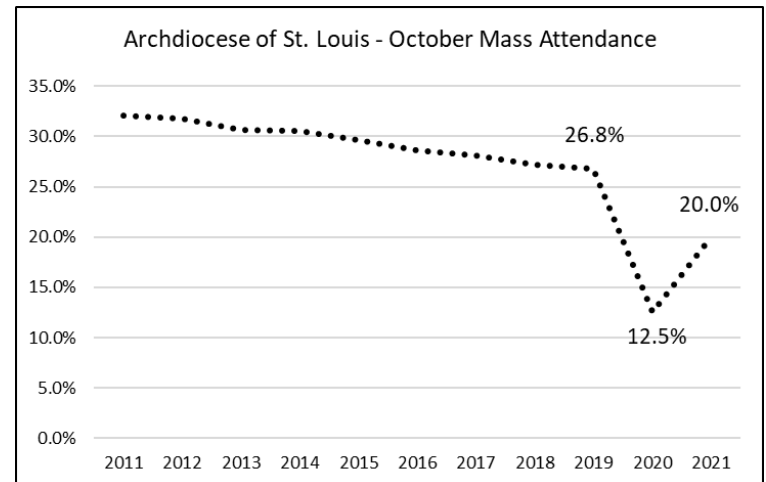
The Landscape in the Archdiocese of St. Louis

Our baptism and marriage trends reflect the national landscape, as they are half of what they were 20 years ago.



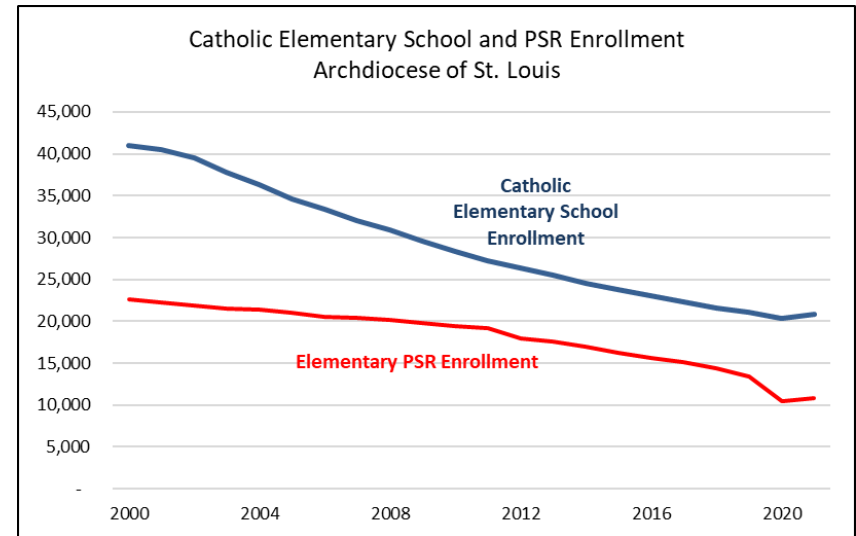
WEEKLY SUNDAY MASS ATTENDANCE CONTINUES TO DECLINE

- Prior to the COVID-19 pandemic, Mass attendance was declining between 0.5% to 1% per year.
- Mass attendance hit a record low in October 2020 which is attributed to the COVID-19 pandemic.
- While Mass attendance in October 2021 showed a significant increase from 2020, it was still 25% lower than Mass attendance in October 2019.
- In 2019, only 33% of our pews were occupied during the typical weekend Mass. By 2021, only 25% of our pews were occupied during the typical weekend Mass.



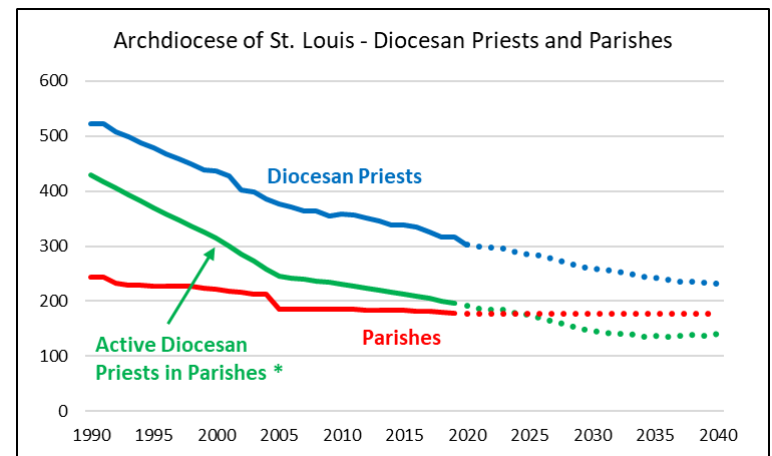
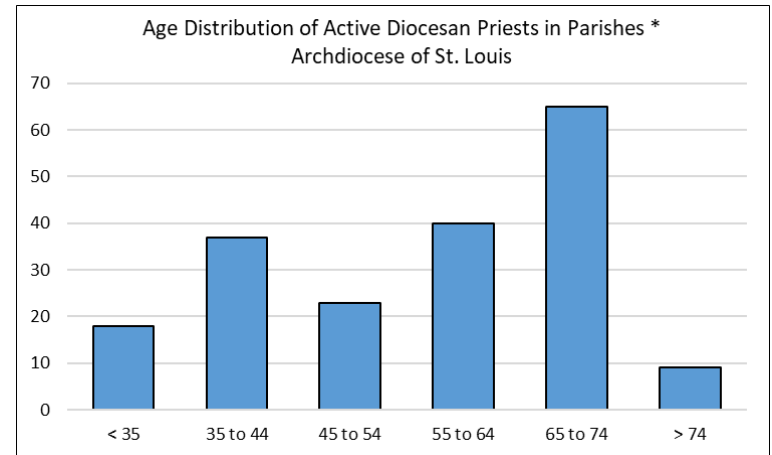
FEWER BAPTISMS HAVE RESULTED IN FEWER CHILDREN IN CATHOLIC SCHOOLS AND PSR

- Though we educate a higher percentage of children in our Catholic schools than nearly any other diocese (37%), enrollment continues to decline.
- During the last decade, PSR enrollment has declined faster than day school enrollment.
- Our current model of Catholic elementary schools cannot continue.
 - Only 40-50% of our elementary school children live in the boundaries of their parish school.
 - The cost to educate our students continues to outpace tuition increases.
 - Parish investment in our schools continues to absorb an increasing percentage of parish funds available to support other parish ministries.



OUR PRIESTS ARE AGING

- 35% of our diocesan priests (74 priests) serving in parishes are 65 years of age or older.
- These 74 priests could retire in the next 10 years.
- Though priests' retirement age is 75, the average of retirement for our diocesan priests has been 71.
- By 2026, we will have fewer diocesan priests to serve in parishes than the number of parishes we have.
- Our largest parishes will still need to be served by 2-3 priests.

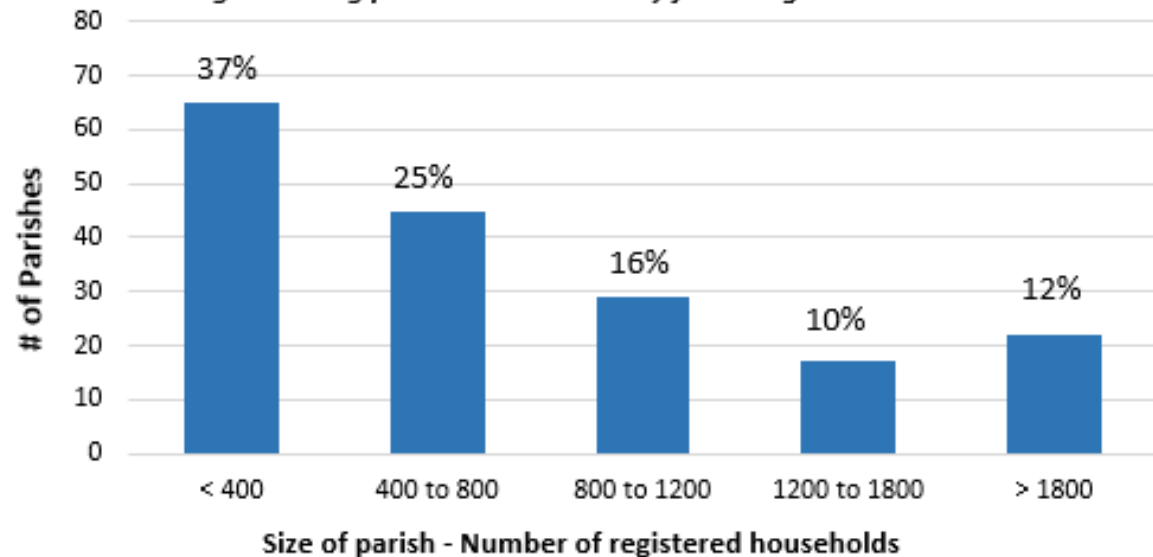


* Excluding retired priests resident in parishes



OUR FINITE RESOURCES NEED TO BE REALIGNED TO ENABLE VIBRANT MINISTRY

Smaller parishes tend to have fewer financial resources. Collaboration strategies among parishes are necessary for evangelization



	< 400	400 to 800	800 to 1200	1200 to 1800	> 1800
Number of Priests *	49	46	38	27	50
Ratio of Parishioners to Priests	619	1,416	1,996	2,704	3,411

* Includes diocesan and religious order priests



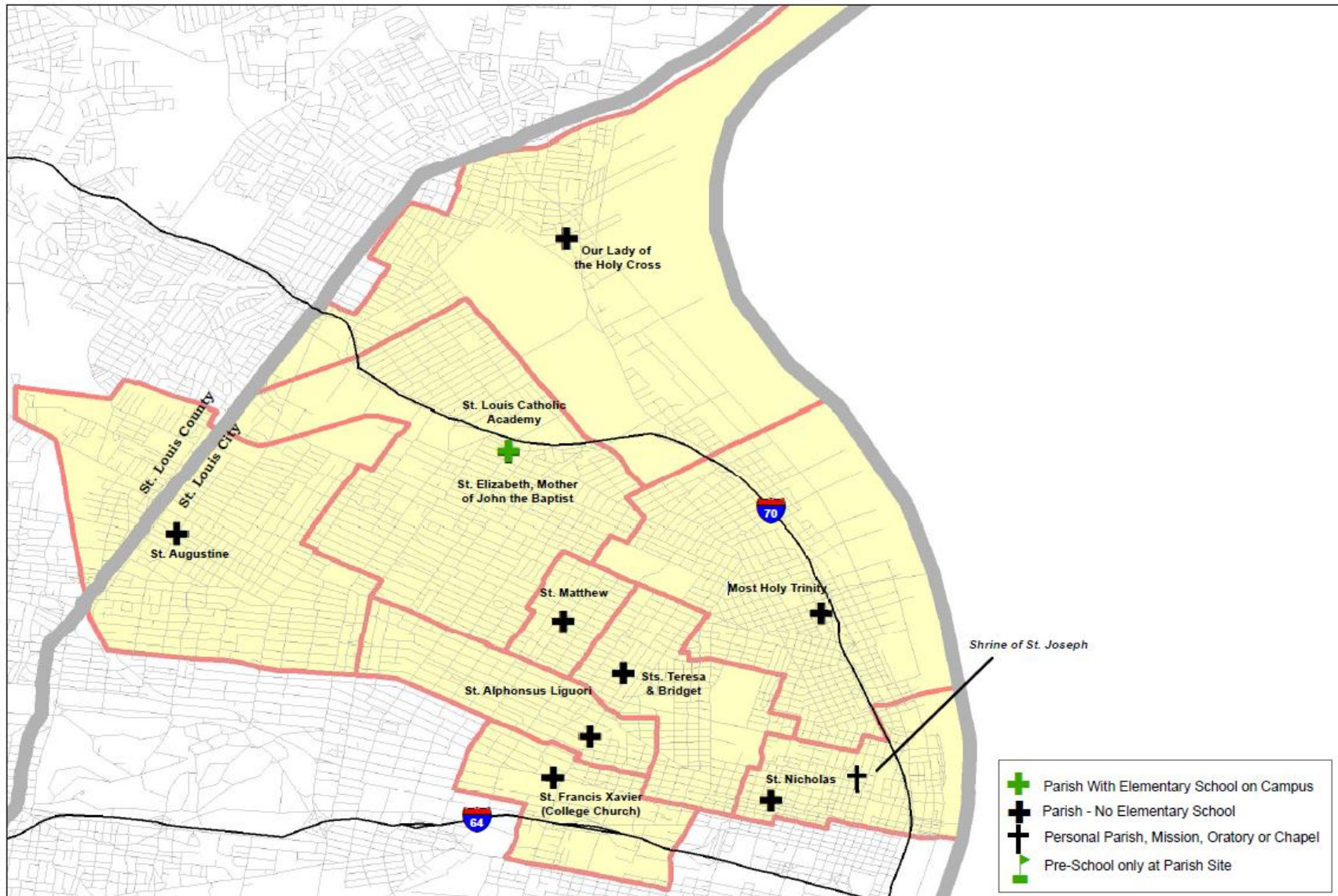


ALL THINGS NEW

STEADFAST IN FAITH • FORWARD IN HOPE

OUR PLANNING AREA
PLANNING AREA #2

OUR TERRITORY FOR EVANGELIZATION



ABOUT OUR PLANNING AREA

- The planning area is mostly in the northern portion of St. Louis City and also a small section of St. Louis County to the west. The geography of this area is defined by two Interstates (64 and 70), the Mississippi River and the St. Louis County border.
- Located in the North City deanery. There are 9 territorial parishes and 1 elementary school in this planning area. Currently there are 6 diocesan and 5 order priests assigned to this group. The Shrine of St. Joseph, privately run by volunteers, is also in the planning area.
- Parishes are a short distance from each other with the 7 churches in the southern part of the planning area all within a few miles and 10 minutes driving time. The 3 parishes in northern part of deanery are within 15 – 20 minutes driving time.



OUR PLANNING AREA IS POOR AND IS EXPERIENCING A CONTINUAL DECREASE IN POPULATION

- Total population in the planning area in the 2020 census was down 18% from 2010, a continuation of a decades long decline in population.
- The area is primarily African-American (82%).
- Only 2% of the population is registered Catholic, which is lower than the Diocesan average of 18% and is the lowest of any planning area.
- Median household income in the area is \$27,527, which is lower than \$60,700 for the archdiocese as a whole, and the lowest of any of planning area.



OUR PLANNING AREA DEMOGRAPHIC TRENDS

(U.S. Census Data)	1990	2000	2010	2020
Population	166,404	128,152	113,819	93,804
<i>Percent Change</i>		-23%	-11%	-18%
Households	59,325	47,434	43,657	40,341
<i>Percent Change</i>		-20%	-8%	-8%
Population				
White	13,671	8,641	10,602	10,383
<i>Percent of Total</i>	8%	7%	9%	11%
Black	151,819	117,321	99,459	76,856
<i>Percent of Total</i>	91%	92%	87%	82%
Other/Multi-Race	914	2,190	3,758	6,565
<i>Percent of Total</i>	1%	2%	3%	7%
Hispanic (not a race)	850	896	1,407	2,080
<i>Percent of Total</i>	1%	1%	1%	2%
% of Population Age 55+	23%	22%	22%	28%

2020 Data	
<i>% of Households - Renters</i>	65%
<i>% of Households - Single Person Living Alone</i>	48%

Median Household Income	
Planning Area	\$ 27,527
Archdiocese	\$ 60,700

2021 Data	
<i>% of Population Registered Catholic</i>	
Planning Area	2%
Archdiocese	18%
No. of Catholic School Children in Planning Area	182

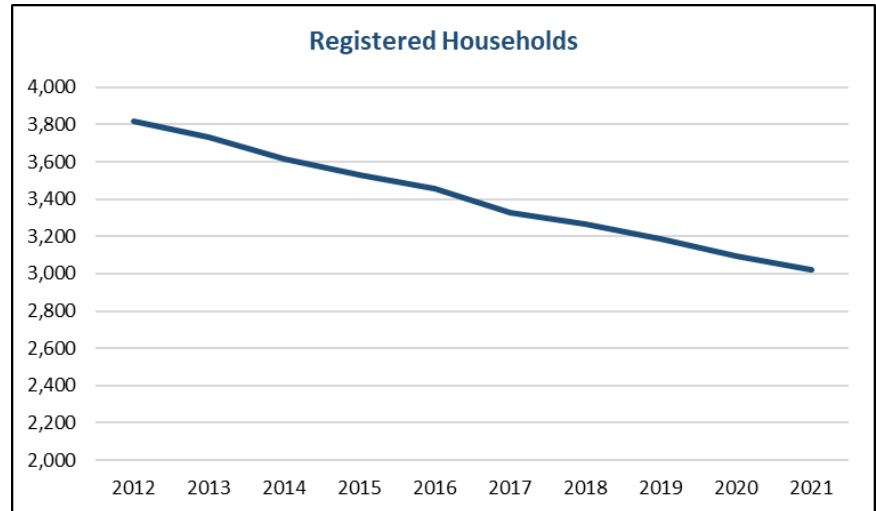
2017-2021 (Five-Year Average)	
<i>% 8th Grade Students to Catholic High Schools</i>	73%



OUR PLANNING AREA SACRAMENTAL TRENDS

REGISTERED HOUSEHOLDS

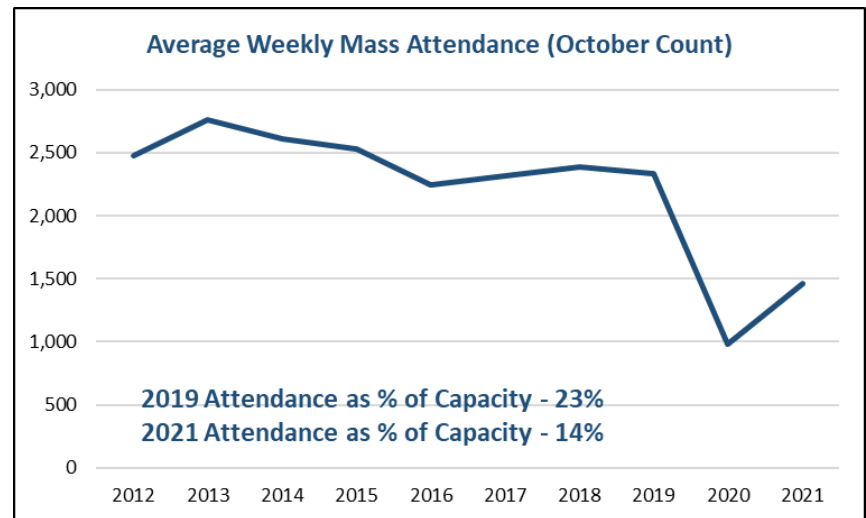
- Registered households in the planning area declined by 21% during the past decade, compared to a decline of 7% for the diocese.



OUR PLANNING AREA SACRAMENTAL TRENDS

MASS ATTENDANCE

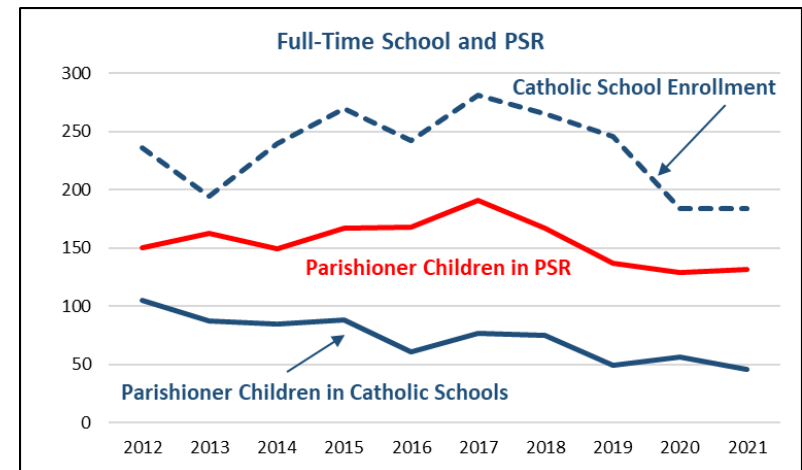
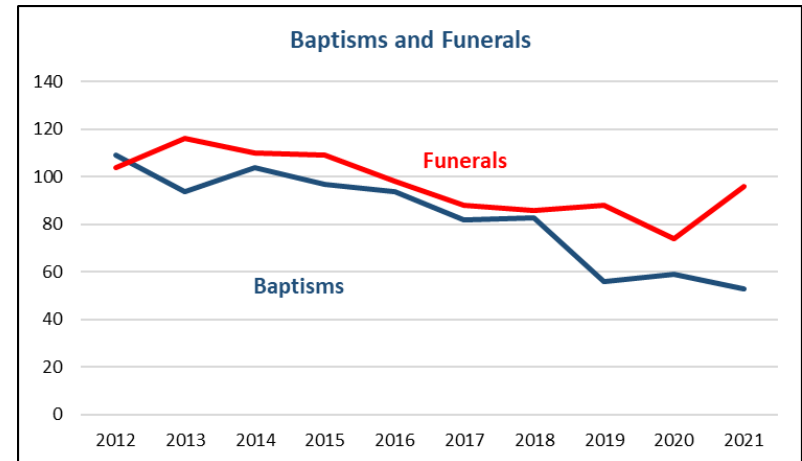
- Mass attendance declined 23% during the decade, compared to 30% for the archdiocese as a whole.
- One parish, St. Francis Xavier, made up 40% of planning area Mass attendance.
- Mass attendance as percent of capacity was below the Archdiocesan average of 35% in 2019 and 25% in 2021.



OUR PLANNING AREA SACRAMENTAL TRENDS

BAPTISMS, FUNERALS, & K-8 FORMATION

- The Catholic population is aging faster than the baptisms and funerals would indicate as 68% of the baptisms and only 16% of the funerals are at St. Francis Xavier parish.
- There were 2 Catholic schools in the planning area until Most Holy Trinity closed in 2020.
- About half of parishioner school students attend private schools or schools out of the planning area.
- All PSR students are at St. Francis Xavier parish.



OUR PLANNING AREA MINISTRY TRENDS

	Registered Parishioner Households		Number of Catholics	Weekend Mass Attendance		Church Capacity	Baptisms	Funerals	Parishioner Children in:	
	2011	2021		2019	2021		Five Year Average 2017-2021	Catholic Schools (Include Privates) 2021-22	Traditional PSR 2021-22	
			2021							2021
Most Holy Trinity	88	84	125	67	50	800	1	2	1	0
Our Lady of the Holy Cross	201	122	208	54	35	500	1	4	4	0
St. Alphonsus Liguori	966	650	1,170	274	134	700	4	12	1	0
St. Augustine	400	245	470	145	103	450	2	10	0	0
St. Elizabeth, Mother of John the Baptist	590	290	460	316	143	500	6	27	15	0
St. Francis Xavier (College Church)	805	1,020	2,390	1,001	658	950	38	13	13	132
St. Matthew	184	106	205	105	71	275	2	6	4	0
St. Nicholas	215	274	436	94	51	400	1	3	4	0
Sts. Teresa & Bridget	325	232	390	170	115	500	3	6	4	0
TOTAL	3,774	3,023	5,854	2,226	1,360		56	83	46	132



OUR PLANNING AREA CATHOLIC SCHOOL ENROLLMENT IS DECLINING

- There is one elementary school in this planning area which had an enrollment of 184 in 2021-22. Because of the closing of Most Holy Trinity school in 2020, overall enrollment in planning area Catholic elementary schools was down 24% from 5 years ago. St. Louis Catholic Academy is administered and funded by the Archdiocese.
- The number of students going to Catholic elementary schools from the parishes in the planning area is 46.
- There are 132 students enrolled in PSR in 2021, down 21% from 5 years earlier.



OUR PLANNING AREA

CATHOLIC SCHOOL TRENDS

	2021-22	2021-22	2021-22 vs 2016-17	2021-22	2021-22
	Enrollment (K-8)	Enrollment (Pre-K) PK 3-4 & PK 4-5	5 Year Percent Change in (K-8) Enrollment	% K-8 Students Registered in Parish	% K-8 Students Living in Parish Boundaries
St. Louis Catholic Academy	184	0	70%	n/a	n/a
TOTAL (% Change includes schools that closed)	184	0	(24%)	n/a	n/a





ALL THINGS NEW

STEADFAST IN FAITH • FORWARD IN HOPE

OUR PARISH
STs. TERESA AND BRIDGET - ST. LOUIS CITY

ABOUT OUR PARISH

- Sts. Teresa & Bridget parish was established in 2003 from the merger of St. Teresa of Avila and St. Bridget of Erin parishes. These two parishes had rich Irish roots from their original establishment in the 1800s. As neighborhoods changed, the once Irish neighborhoods became primarily African-American: St. Bridget's by the 1930s and St. Teresa's by the 1960s.
- Both parishes had a long history of Catholic education, and as the neighborhoods changed, the schools attempted to serve primarily African-American students. In 1970 St. Teresa and St. Bridget along with St. Alphonsus Liguori formed Central Catholic, which merged with St. Nicholas school in 1989 to form Central Catholic/St. Nicholas, which merged with the Cathedral school in 2012, this final school closing in 2018.
- The parish has about 240 households. The parish church is the original St. Teresa of Avila church that was built in 1901 and seats 500.



ABOUT OUR PARISH

- Rapidly declining population in the area; the area is primarily African-American and poor.
- Though this small parish is declining in membership, its generosity is reflected in parishioners living elsewhere return to North City for liturgy, participation in a faith community and outreach to the poor in the area. Parishioners have also generously contributed by offertory giving.
- Pre-COVID Mass attendance was stable.
- Though the parish is behind on its assessments to the Archdiocese, the parish has been paying its assessments faithfully the last several years.



OUR PARISH AREA IS POOR AND DECLINING RAPIDLY IN POPULATION

- This primarily African-American (near 90%) area of North City has experienced a significant decline in population over past few decades.
- The National Geospatial Agency is being located within the parish boundaries and could provide needed economic and residential development to the area.
- The population in the 2020 census was one-half of what it was in 1990.
 - 73% of households are renters.
 - 59% of households are single people living alone.
- Median household income is \$23,500 which is below the archdiocesan average of \$60,700 and one of the lowest in the diocese. But since most parishioners live outside the territory, this does reflect parishioner incomes or generosity.
- 1% of the resident population is Catholic which is well below the archdiocesan average of 18%.



OUR PARISH

DEMOGRAPHIC TRENDS

(U.S. Census Data)	1990	2000	2010	2020
Population	10,878	7,276	6,874	5,412
<i>Percent Change</i>		-33%	-6%	-21%
Households	3,902	2,768	2,753	2,451
<i>Percent Change</i>		-29%	-1%	-11%
Population				
White	164	112	393	447
<i>Percent of Total</i>	2%	2%	6%	8%
Black	10,684	7,080	6,340	4,703
<i>Percent of Total</i>	98%	97%	92%	87%
Other/Multi-Race	30	84	141	263
<i>Percent of Total</i>	0%	1%	2%	5%
Hispanic (not a race)	32	35	51	83
<i>Percent of Total</i>	0%	0%	1%	2%
% of Population Age 55+	23%	22%	20%	29%

2020 Data	
<i>% of Households - Renters</i>	73%
<i>% of Households - Single Person Living Alone</i>	59%

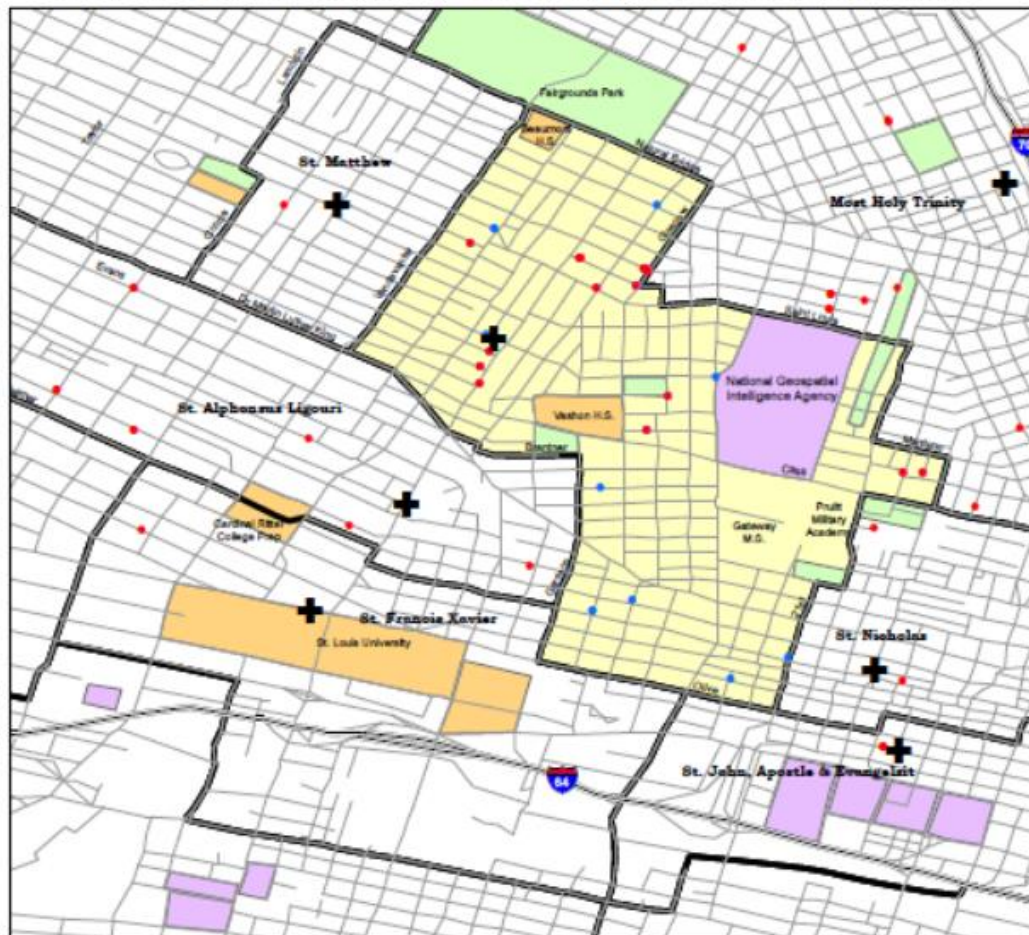
Median Household Income	
Parish Area	\$ 23,496
Archdiocese	\$ 60,700
2021 Data	
% of Population Registered Catholic	
Parish Area	1%
Archdiocese	18%
No. of Catholic School Children in Parish Area	9
2017-2021 (Five-Year Average)	
% 8th Grade Students to Catholic High Schools	n/a



WHERE OUR PARISHIONERS & CATHOLICS LIVE

- Red dots are parishioner households; blue dots are Catholic households that are registered at a different parish.
- There are many more parishioner households (191) than there are Catholic households in the boundaries (34).
- This means that more Catholic households come into the parish from outside the boundaries than leave the parish area to affiliate elsewhere.
- A significant number of Sts. Teresa & Bridget parishioners live in North County and return “home” to their North City parish for worship, fellowship and outreach to the desperately poor local community.

9 Percent of parishioner households live within the parish boundaries
 53 Percent of Catholic households living within the parish boundaries are parishioners



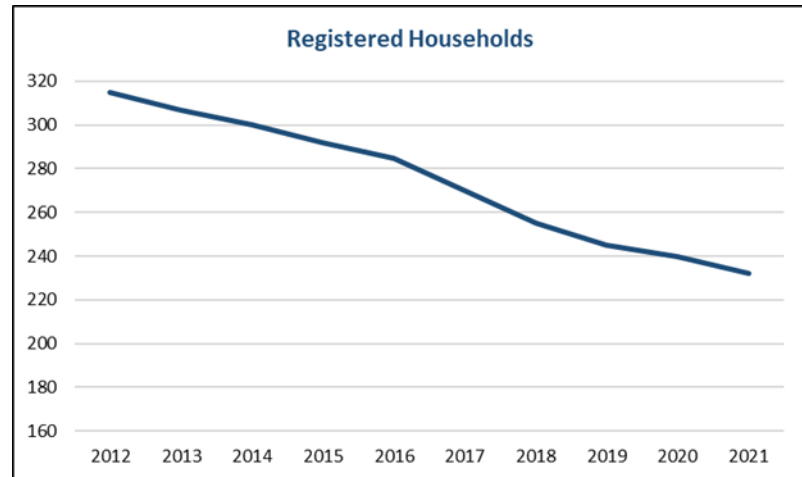
Residence of Parishioners		Parish membership of households in parish boundaries	
Sts. Teresa & Bridget	18 9%	Sts. Teresa & Bridget	18 53%
Holy Name of Jesus	20	St. Alphonsus Liguori	9
St. Elizabeth, Mother of JtBap	14	St. Nicholas	2
Most Holy Trinity	13	St. Matthew	1
Other	126	Other	4
Total	191	Total	34



OUR PARISH SACRAMENTAL TRENDS

REGISTERED HOUSEHOLDS

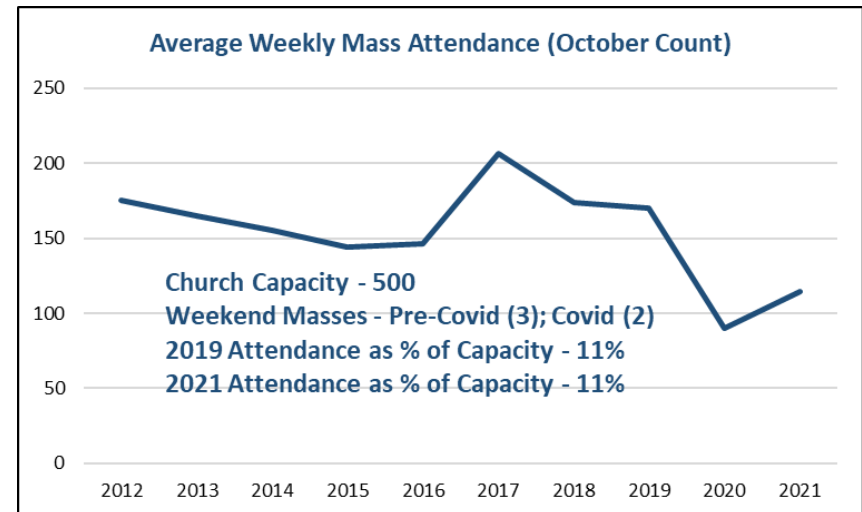
- Parish membership has been on a steady decline during the past decade.



OUR PARISH SACRAMENTAL TRENDS

MASS ATTENDANCE

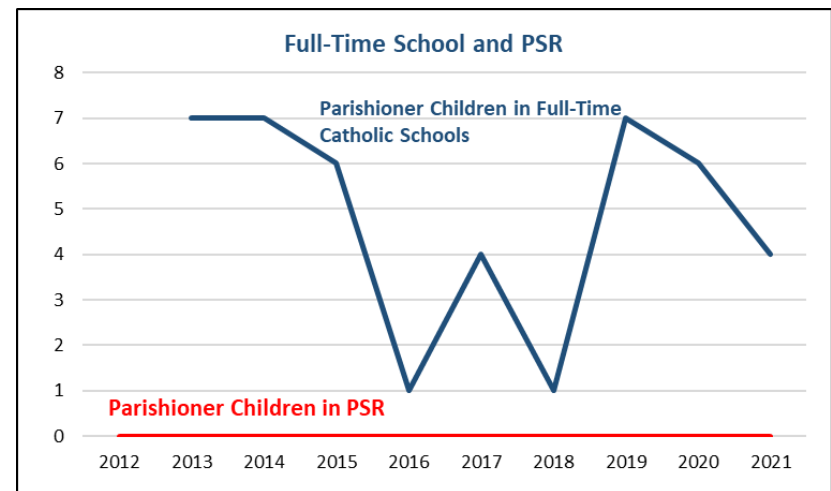
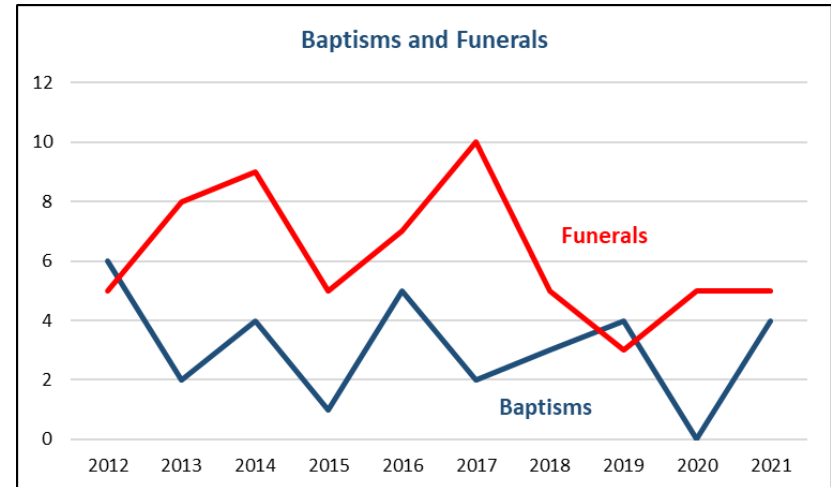
- Sts. Teresa and Bridget parish is notable for its fairly stable pre-COVID Mass attendance as the parishioner base has been declining.
- Mass attendance as percent of capacity was well below the archdiocesan average of 33% in 2019 and 25% in 2021.
- Pre-COVID Mass attendance as percent of registered parishioners was 30-40%, was well above the archdiocesan average of 27-29%.



OUR PARISH SACRAMENTAL TRENDS

BAPTISMS, FUNERALS, & K-8 RELIGIOUS FORMATION

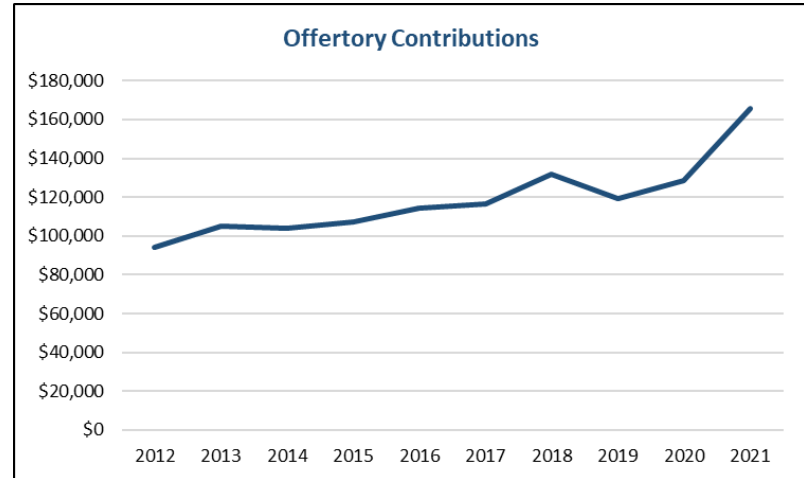
- Parish has few baptisms and few children in Catholic schools.



OUR PARISH FINANCIAL TRENDS

OFFERTORY CONTRIBUTIONS

- Despite declining parishioner households, the generosity of parishioners is reflected in growing offertory during the past decade.



OUR PARISH FINANCIAL TRENDS

INVESTMENT IN CATHOLIC SCHOOLS

The parish makes no investment in parishes where parishioner children attend Catholic schools.



OUR PARISH FINANCIAL TRENDS

PARISH FINANCIAL CONDITION

- Though the parish is behind on its assessments to the Archdiocese, the parish has been paying its assessments faithfully the last several years.

